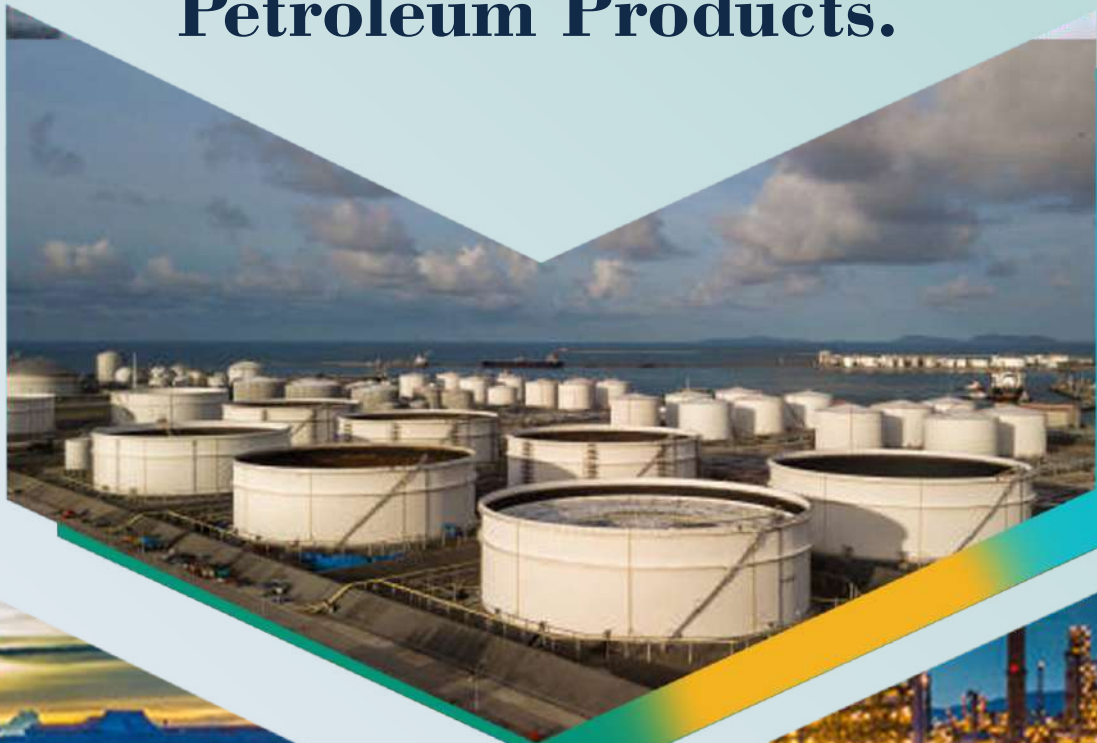


Tank Farm for Storage of Oil & Gas and Petroleum Products.



Tank Farm for Storage of Oil & Gas and Petroleum Products. CMD



Dr. Sundar Kataria

Storage tanks are very vital and critical for the storage of crude oil, oil & gas and its petroleum products. The storage tanks located at Refinery in tank farm, oil & gas / product terminals, floating tank vessels etc. The tanks are above ground, under the shed and / or underground based on the risk factors. It is important to follow the Legal & regulations of the Nation and applicable international standards to design, fabrication, construction, installation and commission including in-service inspection and repairs.

The oil & gas operator, contractors, consultant and certification body shall have management system to ensure quality, safety and environment. QA / QC also plays very vital link to assure the quality of the tank farms during design, construction and in-service inspection. ISO International Management System provided you with number of related management system such as

- ISO 9001:2015, Quality Management System
- ISO 14001:2015, Environmental Management System
- ISO 45001: 2018, Occupational Health & Safety Management System
- ISO 29001: 2020, Petroleum, Petrochemicals and Natural Gas Industries
- ISO 31000, Risk Management System



Risk analysis during construction phase shall be performed by the contractor / installation contractor to ensure quality, environment and safety.

We would like to share our experience, whereas an oil company had suffered, project delayed and project cost overrun. That has an oil & petroleum terminal at Nagpur that consists of number of storage tanks. Construction at site was full swing and they started construction of number of vertical storage tanks with floating roof; nearly 75% tank height work completed on number of tanks simultaneously. It was very hot summer month of July with extreme hot weather;

the day was little dusty in the afternoon and there was a sand storm late evening with very high wind speed; the weather became very bad and trees started uprooting number of areas in the city. That has also badly affected the tank farm under constructions. All the four vertical tanks under construction collapse one after another due to strong sand storm. It cause the contractor and oil operator not only loss of money but the delay of the project.

The storage tanks looks simple but very intricate especially large storage capacity with floating roof. right from proper foundation, construction, testing and commissioning, QA / QC, painting internally and externally and roofing, access ladders, safety railings, dyke walls and electrical earthing system with lightening arrester etc. has to be properly designed and build with quality. Generally tank foundations are on ground level to withstand bearing load and prevent the bottom plate from corrosion due to galvanic action. Proper CP system shall be provided to prevent corrosion during its operation phase.

Similarly in-service inspection and repair or modification has to be well planned and executed to have stage inspection using risk-based inspection.

Legal and regulations shall be also complied with ensuring applicable National and International Standards and sound engineering practices.

Crude Oil Storage Tank Methodology of Work to be Carried Out But Not Limited to For Internal Inspection and Repair of Tanks Station Manager Surat



Mr. Vaibhav sharivastav

A. Tank isolation, safety precautions & Opening

- Obtaining hot/cold work permit from ONGC for tank work on daily basis as per practice followed in ONGC.
- Safety briefing o workers and supervisors related to the plant & availability of PPE for workers & supervisors.
- Visual inspection of storage tank, piping, associated items after handing over of tank by ONGC.
- Check for depressurization condition of tank.
- Positive isolation of the inlet/outlet connection.
- Opening of manholes, clean out door, removal of foam seal etc. under ONGC supervision.
- Obtaining permission for man entry after completing all safety checks (Hydrocarbon level should be within safe limit & oxygen level to be checked for breathing) as per practice followed in ONGC.
- Take necessary safety precautions as per site requirement i.e. Portable fire extinguishers, safety belts, shoes & helmets for the workers, cleaning the area of any combustible material, getting the fire water system ready.



B. Sludge removal & UT

- Stand by worker should be stationed near the entry point to keep a watch on the worker inside the tank.
- 10.The worker inside the tank should have proper mask and should not be inside for more than 10-15 minutes. There should be a team of 4-5 workers who should go inside in rotation.
- Removal of sludge, transportation, disposal at designated location.
- Visual Inspection detail for shell, Roof structure, bottom plate surface and weld joints.
- Check the thickness of tank bottom, shell & roof plate and roof supporting structure by ultrasonic thickness measurement gauge to ascertain the health of the tank as per requirement of OISD129 and other applicable codes. Add: detail of UT of Heating coil (as applicable)
- Submit the UT report to EIC.



C. Welder Qualification & Welding Procedure Qualification

- Carry out welder & Welding procedure qualification for the plate /Pipe thickness to be used in the tank by Manual SMAW welding process as per contract documents.
- After the testing and approval of the Procedure/welders, prepare appropriate documents and welder identity cards dually approved by ONGC /TPI.

D. Repair of tank

- Cutting a suitable opening on the bottom shell of the tank for repair works. Nozzles should be avoided in the opening.
- Points for defective portion marking.
- Removal of heating coil if available.
- Cutting and removal of old bottom plate
- Repair of isolation layer and maintain bottom slope as required
- Submit the test certificates of the material to be used for approval.
- Painting of soil side surface of bottom plate If possible
- Fitting/Welding of new bottom plate with minimum overlap as per tender specification/codes.
- Testing of Bottom plate for joints portion (VacuumTest).
- If the Bottom shell is to be replaced the shell plates to be cut in sequence in a length of 5-6meters(As per plate availability) and new shell plate to be fitted. Joint at the location of nozzles to be avoided.
- Edge preparation of Shell plates to be done and single V butt welding from outside to be done followed by radiography as per requirement. Second side back chip and welding
- The bottom shell to annular plate joint to be strengthened by manual cleaning the old joint and re welding followed by DP test.
- Suitable NDT (DPT/PercentRT)will be carried out on the weld joints tender contract clause
- Carrying out any spot welding repair at other locations as per requirement.
- Repair/replacement of stair case as per requirement.(It shall be included in external work)
- Attend to any other repair work as per the operation requirement before closing the tank.
- Closing the bottom shell opening.



E. Tank Surface cleaning and painting

- Cleaning the tank inside surface by Cu slag blasting and application of epoxy primer and finish paint as mentioned in the contract.
- Cleaning of th tank outer surface by Manual/hand tool and application of epoxy primer and finish paint as mentioned in the contract.



F. Tank Testing & Box up

- Testing the weld joints of tank bottom by vacuum box for leakage detection and rectification if any.
- Testing detail shall come after external inspection activates.
- Radiography of welding of bottom shell opening.
- Fill the tank with water for the testing of the shell for leakage detection and rectification If any.
- Detail of Hydro test procedure and settlement check (Please refer the contract documents)
- Roof testing by pneumatic for leakage detection and rectification if any.
- If any leakage detected, draining the tank till the required level and carrying out the repairs.
- Closing the manholes and reconnection of all the pipelines and installation of valves etc
- Retesting of the tank if any repair done.
- Calibration of the tank by designated authority.


G. Civil works and commissioning

- 46.Repair/concrete/plaster of the tank foundation/dyke wall/dyke as per the site requirement.
- 47.Removal of all the blinds wherever blinded and re-fitting of all dismantled connections.
- 48.Clearing the site of all the foreign material.
- 49.Hand over of the tank to the Installation for re commissioning



H. Documentation & As built drawing

- 50.Submission of as built drawing for the repair work done
- 51.Submission of final inspection documents and test reports.



FOR EXTERNAL INSPECTION OF TANKS

- 1.Cleaning of the tank outer surface including staircase, railings, etc., by Manual / hand tools mentioned in the contract.
- 2.Projection Plate inspection and repair activity, and Isolation layer installation
- 3.Check the thickness of tank shell & roof plate by ultrasonic thickness measurement gauge.
- 4.Submit the UT report to EIC.
- 5.Repair detail of shell, roof plates, stair case, hand rails etc



Mr. Afzal Hassan

Quality Assurance & Quality Control (QA/QC) Asst. Vice President – Inspection (Onshore)

Quality Assurance & Quality Control (QA/QC) is highly essential during Construction and In-service including Repairs of crude oil storage tanks. Storage tanks play a crucial role in the storage and distribution of crude oil and other petroleum products, and their safe and efficient operation is essential for the functioning for the specified design life and the well-being of society.

These tanks are typically made of steel and are designed to hold large volumes of crude oil or liquids at atmospheric pressure or at higher pressures.

The design and construction of storage tanks are subject to strict regulations to ensure their safety and to prevent environmental damage. These regulations cover the materials used, the structural design, the insulation, the ventilation, the monitoring and control systems, and the emergency response procedures.

Proper maintenance of storage tanks is also essential to ensure their safe operation. This includes regular inspections, cleaning, and repair of any damage or deterioration.

The standard API 650 covers minimum requirements for material, design, fabrication, erection, and inspection for vertical, cylindrical, above ground, closed- and open-top, welded storage tanks in various sizes and capacities for internal pressures approximating atmospheric pressure.

Inspection by the competent inspector to ensure the quality control during construction, in-service including repair is necessary to ensure such compliance. Comprehensive Quality Assurance plan (QAP) shall be prepared for each stage i.e raw materials, welding, fabrication, erection, testing & painting of the storage tank. Stage wise inspection shall be performed by the competent inspector and strictly monitor the QAP requirement.

Raw material -

Use of cast iron for any pressure part or any part attached to the tank by welding is prohibited. Materials used in the construction of tanks shall conform to the PO, DATA Sheet, applicable specifications / approved drawing requirement.

Essential requirement are :

- 1) material properties and production process methods;
- 2) allowable stress levels;
- 3) notch toughness;
- 4) welding procedures and consumables;
- 5) thermal stress relief;
- 6) temporary and permanent attachment details and procedures;
- 7) nondestructive examinations.

Welding :

The welding procedures used shall produce weld ments with the mechanical properties required by the design. Section IX of the ASME Code shall be considered as P-No. 1 material with group numbers assigned as follows according to the minimum tensile strength specified:

- a) less than 485 MPa (70 ksi)—Group 1;
- b) equal to or greater than 485 MPa (70 ksi) but less than 550 MPa (80 ksi)—Group 2;
- c) equal to or greater than 550 MPa (80 ksi)—Group 3.



Separate welding procedures and performance qualifications shall be conducted for A841M/A841 material. Production welding shall conform to the qualified welding procedure.

Complete penetration and complete fusion are required for butt-welds listed in 8.1.1 of API 650. Radiographic examination is required for shell butt-welds, annular-plate butt-welds, and flush-type connections with butt-welds. Radiographic examination is not required for the roof-plate welds, bottom-plate welds, welds joining the top angle to either the roof or shell, welds joining the shell plate to the bottom plate, welds in nozzle and man way necks made from plate, or appurtenance welds to the tank.

Examination and Testing of the Tank Bottom Examination and Testing of the Tank Bottom

Upon completion of welding of the tank bottom, the bottom welds and plates shall be examined visually for any potential defects and leaks. Particular attention shall apply to areas such as sump-to-bottom welds, dents, gouges, three-plate laps, bottom plate breakdowns, arc strikes, temporary attachment removal areas, and welding lead arc burns. Visual examination acceptance and repair criteria are specified in 8.5. In addition, all welds shall be tested by one of the following methods.

- a) A vacuum-box test in accordance with 8.6.
- b) A tracer gas test in accordance with 8.6.11.
- c) After at least the lowest shell course has been attached to the bottom, water shall be pumped underneath the bottom. A head of 150 mm of liquid shall be maintained using a temporary dam to hold that depth around the edge of the bottom. The line containing water for testing may be installed temporarily by running it through a manhole to one or more temporary flange connections in the bottom of the tank, or the line may be installed permanently in the subgrade beneath the tank.



Examination and Testing of Sump Welds

Welds of sumps shall be examined visually for any potential defects and leaks. This examination shall be performed before installation and may be conducted in either shop or field. Visual examination acceptance and repair criteria are specified in 8.5. In addition, all welds shall be leak tested by one or any combination of the following methods.

- 1) Vacuum box in accordance with 8.6 utilizing an appropriate size and shape vacuum box.
- 2) Pressurized solution film test treating the sump as a small tank in accordance with J.4.2.2.
- 3) Penetrating oil testing per 7.2.4.1 d).
- 4) Liquid penetrants testing with no indications per 7.2.4.1 c).



Inspection of Reinforcing-Plate Welds

After fabrication is completed but before the tank is filled with test water, the reinforcing plates shall be tested by applying up to 100 kPa (15 lbf/in.2) gauge pneumatic pressure between the tank shell and the reinforcement plate on each opening using the telltale hole. While each space is subjected to such pressure, a soap film, linseed oil, or another material suitable for the detection of leaks shall be applied to all attachment welding around the reinforcement, both inside and outside the tank.

Hydrostatic Testing

The tank hydrostatic test shall be conducted before permanent external piping is connected to the tank except for piping that is necessary to fill and empty the tank, which should have a flexible component to allow for settlement. Unless otherwise specified by the Purchaser, all internal and external coating systems that will cover tank shell joints shall be applied after the hydrostatic test. Potable water is preferred for hydro-testing. Filling may continue while elevation measurements are being made as long as the change in water elevation for a set of readings does not exceed 300 mm (12 in.). Unless waived on the Data Sheet, the Manufacturer shall make shell elevation measurements in accordance with the following.

- a) Shell elevation measurements shall be made at equally-spaced intervals around the tank circumference not exceeding 10 m (32 ft). The minimum number of shell measurement points shall be eight.
- b) Observed elevations shall be referred to a permanent benchmark which will not be affected by tank settlement during hydro test. The level instrument shall be set up in positions to minimize the number of times the level instrument needs to be moved around the tank. Six sets of settlement readings are required:
 - 1) Before start of the hydrostatic test;
 - 2) With tank filled to 1/4 test height (± 600 mm [2 ft]);
 - 3) With tank filled to 1/2 test height (± 600 mm [2 ft]);
 - 4) With tank filled to 3/4 test height (± 600 mm [2 ft]);
 - 5) At least 24 hours after the tank has been filled to the maximum test height. This 24-hour period may be increased to duration specified on the data sheet if the Purchaser so requires for conditions such as:
 - i. The tank is the first one in the area,
 - ii. The tank has a larger capacity than any other existing tank in the area,
 - iii. The tank has a higher unit bearing load than any other existing tank in the area,
 - iv. There is a question regarding the rate or magnitude of settlement that will take place;
 - 6) After tank has been emptied of test water.

If settlement measurements are specified by the Purchaser, any differential settlement greater than 13 mm per 10 m of circumference or a uniform settlement over 50 mm (2 in.) shall be reported to the Purchaser for evaluation. Filling of the tank shall be stopped until cleared by the Purchaser.

Testing of the Roof

Upon completion, the roof of a tank designed to be gas-tight (except for roofs not designed to be gas-tight) shall be tested by one of the following methods.

- a) Applying internal air pressure not exceeding the weight of the roof plates and applying to the weld joints a bubble solution or other material suitable for the detection of leaks.
- b) Vacuum testing the weld joints in accordance with 8.6 to detect any leaks.

Repairs to Welds

All defects, cracks, or leaks in shell joints or the shell-to-bottom joint shall be repaired

Dimensional Tolerances

The purpose of the tolerances given to produce a tank of acceptable appearance and to permit proper functioning of floating roofs. Measurements shall be taken prior to the hydrostatic water test.

Plumbness -

The maximum out-of-plumbness of the top of the shell relative to the bottom of the shell shall not exceed 1/200 of the total tank height.

Roundness -

Radii measured at 0.3 m above the bottom corner weld shall not exceed ± 13 for Tank Diameter < 12 mtr. and ± 19 for Tank Diameter from 12 to < 45 mtr.

Training Calendar- March-2024

Course Title	Start Date	End Date	Fees	Duration	Class Type
LA QMS	4th March 2024	8th March 2024	INR 17,000 + 18% GST	10am to 5.00pm	Online
LA IMS	11th March 2024	12th March 2024	INR 17,000+18% GST	10am to 5.00pm	Online
LA FSMS	18th March 2024	22nd March 2024	INR 15,000 + 18% GST	10am to 5.00pm	Online
IQA 13485	25th March 2024	26th March 2024	INR 7,000 + 18% GST	10am to 5.00pm	Online

Riddles



POOJA SAHU

DY. MANAGER - HR -

1. What kind of band never plays music?
2. ऐसी कौन सी चीज है जिसे बहुत खराब माना जाता है फिर भी उसे पीने के लिए कहा जाता है।
3. What has many teeth, but cannot bite?
4. पानी से पैदा होता है, पानी में मर जाता है, भोजन से तो मेरा गहरा नाता है
5. What can travel all around the world without leaving its corner?
- 6 .एक चीज़ का सस्ता रेट, लम्बी गर्दन मोटा पेट, पहले खुद का पेट भराए, फिर सबकी प्यास बुझाए
7. What kind of room has no doors or windows?
- 8 .ऐसा कौन सा महीना है जिसमें लोग सबसे कम सोते हैं ?
9. What has a neck but has no head?
10. ऐसा कौन सा खजाना है जिसे जितना ज्यादा लुटाया जाय, वह उतना ही ज्यादा बढ़ता जाता है?

6. सर्दियों (मत्का), 7. A mushroom, 8. फर्स्टी का महीना, 9. Guitar, 10. खेत का खजाना

1. A rubber band, 2. गुस्ता, 3. A comb, 4. तमक, 5. A stamp,

Horoscope Month of March - 2024



Aries

This month is Find comfort in reflecting on your life this month. You will be a workhorse at the office, but watch out for fights with bosses. This month, dedicate yourself to self-care and spiritual practices to keep the balance among all this rush. Trust your instincts in making decisions since unexpected opportunities may emerge. Relationships may not be easy, so one needs to have patience and understanding. Don't jump into commitments; give room for clarity to unfold. Financially, refrain from impulsive investments and concentrate on long-term stability.



Taurus

This month, look forward to thrilling opportunities for partnering with people with the same aspirations as you. Networking could result in mutually beneficial collaborations or unique partnerships that drive your dreams. Whether you travel, study or philosophies, become a seeker of knowledge and discovery. Your boldness and courage will make others follow you, increasing your stature. But be careful of rushing in decision-making; try to balance enthusiasm and pragmatism.



Gemini

This month encourages you to welcome change boldly. On a professional level, take advantage of opportunities that allow you to demonstrate your leadership abilities and creative ideas. Your efforts and perseverance will be rewarded with fame and promotion. But watch out for power games or conflicts in the workplace. From a personal point of view, introspect your deepest desires and fears. Relationships may change dramatically, either becoming more intimate or necessarily ending. Accept the changes, for in the long run, it will bring satisfaction.



Cancer

The cosmos pushes you to get out of your comfort zone this month and see things from a different angle. This month brings the potential for evolutionary development with other people. Be adventurous and find activities that stimulate your intellect and nourish the soul. Travel will provide you with valuable information and increase your world knowledge. In your relationships, the planets add passion and intensity. Invest this energy in strengthening your relationship with a partner or finding new allies. Plunge into research that lights your curiosity.



Leo

This is a period for addressing your fears or insecurities. Trust your gut and be willing to try out other paths of growth, especially regarding career opportunities and a regular lifestyle. But do keep an eye on conflicts in your workplace with colleagues. Use the assertive energy positively, directing it towards productivity and efficiency instead of unnecessary fights. Feed your body and mind to stay in harmony. Deal with challenges creatively. Trust in your inner power; it will lead you to success and satisfaction.



Virgo

This is the time to focus on relationships. In both the personal and professional spheres, collaborations will thrive. Accept compromises and communication to strengthen relationships. The stars fire up your creative spark, making you want to show yourself off. Jump into passion projects or discover new interests with zeal. Romance can flourish, taking you into thrilling meetings or rejuvenating with your beloved. Balance between ambition and sensitivity, focus on self-care to maintain balance.

Horoscope Month of February - 2024



Libra

This is the time to care for yourself. Focus on your physical and mental well-being, and consider changing your fitness or dietary habits. Some work projects may require more attention, but your hard-earned results will be fulfilling. The stars enliven your domestic sphere and make you keen to do household chores with gusto. But watch out for the possibility of clashes with family members or roommates. Use this dynamic energy to redecorate your home or start family discussions.



Scorpio

This month, let your creativity take over and dream big. It doesn't matter whether you are writing, speaking or pursuing a hobby that requires creativity; your passion will come out. But watch out for possible conflicts with siblings, neighbors and close relatives. Be selective in your words and learn to be patient so that you do not cause unwanted tension. This is a good period in matters of love to engage in romantic pursuits and playful flirtations. You will be irresistibly charming and attractive to those around you.



Sagittarius

Nourish your inner self and seek refuge in your home and family this month. This is the time for introspection and to develop emotional attachments with loved ones. At the same time, you will also desire financial stability and material safety. Concentrate on budgeting, investing or looking for new income opportunities. But watch out for impulsive spending or arguments over money issues. Strike a balance between your domestic needs and financial goals to attain equilibrium in both aspects of life.



Capricorn

This month, you will be able to express yourself clearly and convincingly without much effort. This positive influence can be used to network, negotiate or create through writing and speaking activities. Your social network will thrive with opportunities to collaborate or make new friends. You will shine with confidence and energy, making others want to follow your example. But be careful not to appear too aggressive or impatient. Use this fiery energy on productive projects and physical activities to keep a balance.



Aquarius

Now is the time to assess your resources and financial plans. Identify ways of increasing your income or reorganizing the budget for greater stability. But watch out for reckless spending, as unconscious longings may result in excessive expenditure. Use this energy to discover spirituality or the unconscious. Turn to solitude and self-reflection to reveal hidden motivations that push you forward. Relations with peers or supervisors may call for tact and patience. Do not forget to combine ambition with reflection.



Pisces

You will exude confidence and assertiveness this month, which makes it an excellent time to pursue your goals and ambitions. Engage in team activities and friendships with individuals with similar interests because such relationships may result in new business opportunities. Nevertheless, be aware of possible clashes in your social life. Be diplomatic and compromise to preserve peace. This month, trust your acumen and be willing to take investment risks. Love life will be exciting, so make beautiful memories.



Birthday's Month of February - 2024...



Sr. No.	Emp. Name	Station	Emp. Dob
1	Aarya Sumeet Kataria	DIR- ICST	01-Mar-1978
2	Nasim Ahmad	ICS-MGL Steel	01-Mar-1967
3	Abhishek Bhilwar	ICS-ONGC-Mehsana	02-Mar-1998
4	Mayadhar Das	ICS-RBML Electrical Safety	02-Mar-1994
5	Vivek Kumar	ICS-IGL New Delhi	02-Mar-1993
6	Ravi Tapodhan	ICS-ONGC-Mehsana-CS	02-Mar-1994
7	Saif Ahmad Khan	ICS-ONGC-Uran	04-Mar-1995
8	Ankit Kumar Mishra	ICS-Reliance Ro Project	04-Mar-1987
9	Babu - Singh	ICS-Torrent Gas-Pune	04-Mar-1998
10	Naveen Sequeira	Nonsense Multimedia Zone	04-Mar-1981
11	Sushil kumar	ICS-IGL New Delhi	04-Mar-1996
12	Vinod Chandran	ICS-IOCL Guwahati	05-Mar-1984
13	Ramesh Kumar Prajapat	Mumbai-IT	05-Mar-1997
14	Md Nuruddin Ansari	ICS-ONGC-Bokaro	06-Mar-1997
15	Mithilesh Raut	ICS-Technology	06-Mar-1986
16	Gaurav Kumar	ICS-IGL New Delhi	07-Mar-1998
17	Rajesh Kataria	Udaipur	07-Mar-1973
18	Hardik Barot	ICS-ONGC-Mehsana-CS	08-Mar-1990
19	Ashish Kumar	ECD-BPCL BINA & KOTA	09-Mar-1985
20	Gaurav Kumar .	ECD-Gail Survey	10-Mar-1999
21	Aurangjeb Siddique	ICS-IOCL Panipat Shutdown	10-Mar-1997
22	Mohseen Khan	ICS-Torrent Gas July 2022	11-Mar-1991
23	Ragini Mishra	Ausadha	11-Mar-2000
24	Tejal Dhotre	Mumbai-TenderCell	11-Mar-1994
25	Ramdas Avhad	ICS-MNGL Nashik	12-Mar-1993
26	Venkata Durga Satish Cheekatla	ICS-ONGC-Rajahmundry	12-Mar-1993
27	Shubham Kumar	ICS-IGL New Delhi	13-Mar-1995



Birthday's Month of February - 2024...




Sr. No.	Emp. Name	Station	Emp. Dob
27	Shubham Kumar	ICS-IGL New Delhi	13-Mar-1995
28	Deepak Yadav	ICS-ONGC-Offshore	14-Mar-1998
29	Ashish Kumar Pandey	ICS-Reliance Ro Project	15-Mar-1992
30	Vikash Kumar	ICS-Torrent Gas July 2022	16-Mar-1996
31	Prabhat Kumar	ICS-IOCL Panipat Shutdown	18-Mar-1992
32	Ayon Goswami	ICS-Assure-Delhi	18-Mar-1999
33	Ganesh Umesh Deherkar	Mumbai-Marketing	19-Mar-1991
34	Ashis Kumar Dutta	ICS-ONGC-Bokaro	20-Mar-1963
35	Athul Kootteri Veettil	ICS-ONGC-Offshore	20-Mar-1997
36	Dikshit Diwakar Jaiswal	ICS-Assure - Motor OD	21-Mar-1994
37	Dushyant Vaishnav	Jaipur	21-Mar-1988
38	Sundar Lal Kataria	Directors	21-Mar-1944
39	Sushant Vijay Shinde	ICS-Assure - Motor OD	22-Mar-2000
40	Kuldeep Kumar Namdev	ICS-ONGC-WADU	22-Mar-1994
41	Rachana Rajan Gawade	ICS-Assure	23-Mar-1988
42	Ritika Kataria	Udaipur	23-Mar-2000
43	Kamlesh Kapadiya	ICS-ONGC-Ankleshwar	23-Mar-1980
44	Amar Kumar	ICS-ONGC-Kolkata	25-Mar-1992
45	Kamlesh Katre	ICS-RBML TT	25-Mar-2000
46	Balvendra Kumar Panday	Training centre	25-Mar-1991
47	Meenakshi Sundaram	ICS-ISRO Coimbatore	26-Mar-1994
48	Mohsin Sayyednoor Mulla	ICS-Reliance Ro Project	27-Mar-1987
49	Aakanksha Umale	ICS-Assure - Property	27-Mar-2000
50	Vishalkumar Delwadiya	ICS-ONGC-WADU	28-Mar-1993
51	Dharmendra Yadav	ICS-Technology	30-Mar-1995
52	Jay Bhujbal	Mumbai-Admin	30-Mar-2000
53	Md Tanweer - Alam	ICS-Torrent Gas July 2022	30-Mar-1992
54	Dixonraj Kumar Ratchinyadoss .	ICS-IOCL Panipat Shutdown	31-Mar-1992

ICS Women's Day Celebration



ICS Festival Greetings





Please send us your valuable comments & suggestions on suggestions@icsasian.com. To subscribe for a free Subscription send us a mail with subject "Subscribe for QUALITYMANTRA" at suggestions@icsasian.com

Be a part of the Publication, Share your Ideas, thoughts, Vision and Knowledge, Join us in our mission of a Quality World. Please send your article in 300-500 words with your name and photograph to quality.mantra@icsasian.com.

This Edition Compiled and Presented by ICS Corporate Office Team

International Certification Services Pvt. Ltd. Corporate Office

22/23 Goodwill Premises, Swastik Estate, 178 CST Road, Kalina, Santacruz (E),
Mumbai- 400 098. Maharashtra, INDIA.

Tel: 022-42200900, Email: info@icspl.org / Web: www.icspl.org

BRANCH OFFICE

*Ahmedabad*Bangalore *Belgaum*Chennai *Gandhidham *Hyderabad *Indore *Jaipur
*Ludhiana *Mumbai *Nasik *New Delhi *Pune *Udaipur *Vadodara *Vapi

OVERSEAS OFFICE

*Dubai(UAE) *Nepal* Oman* Qatar* SriLanka* Uganda* USA*

Web : www.icsasian.com / www.icspl.org

Disclaimer: This e-Magazine / publication is for internal circulation only. While every effort has been made to ensure that information is correct at the time of going to print International Certification Services Pvt. Ltd. cannot be held responsible for the outcome of any action or decision based on the information contained in this publication / website. The publishers do not give any warranty for article's written by various author's / persons / company / ICS for the completeness or accuracy or correctness or plagiarism for their publication's content, explanation or opinion.

ICS Group Companies

